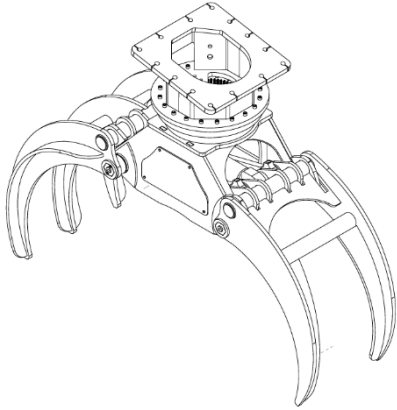


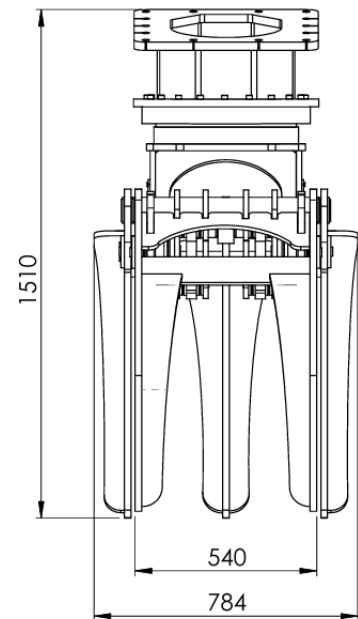
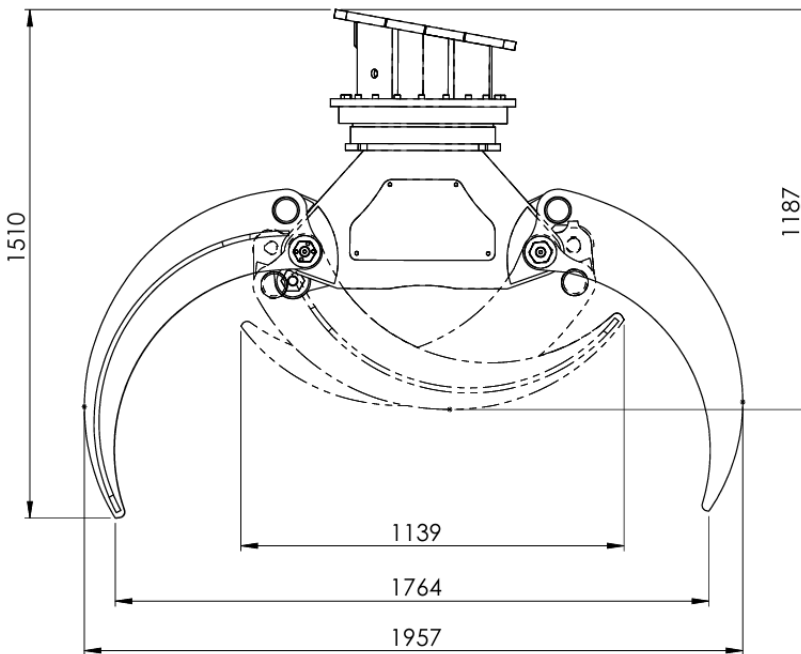


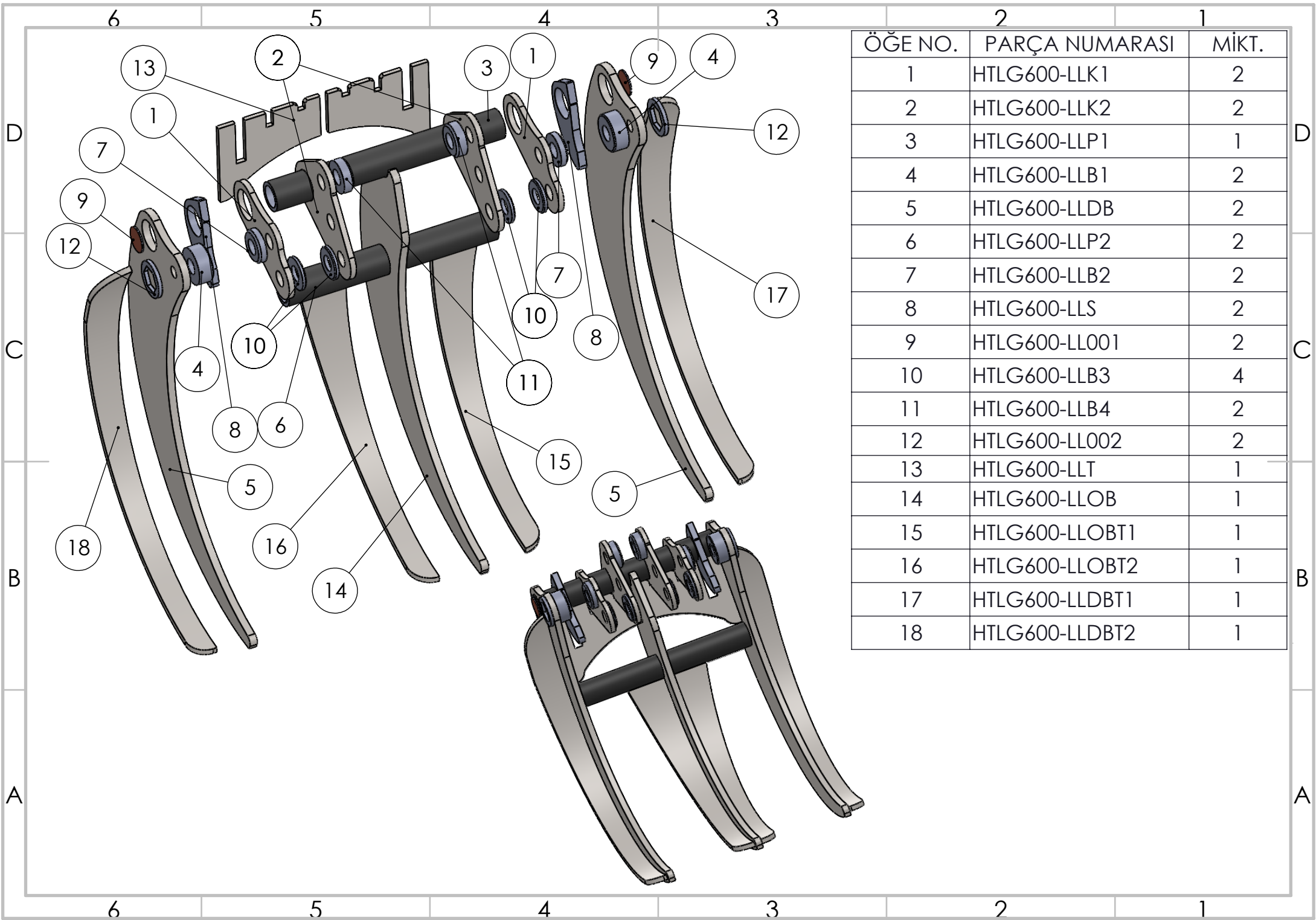
# HTLG600



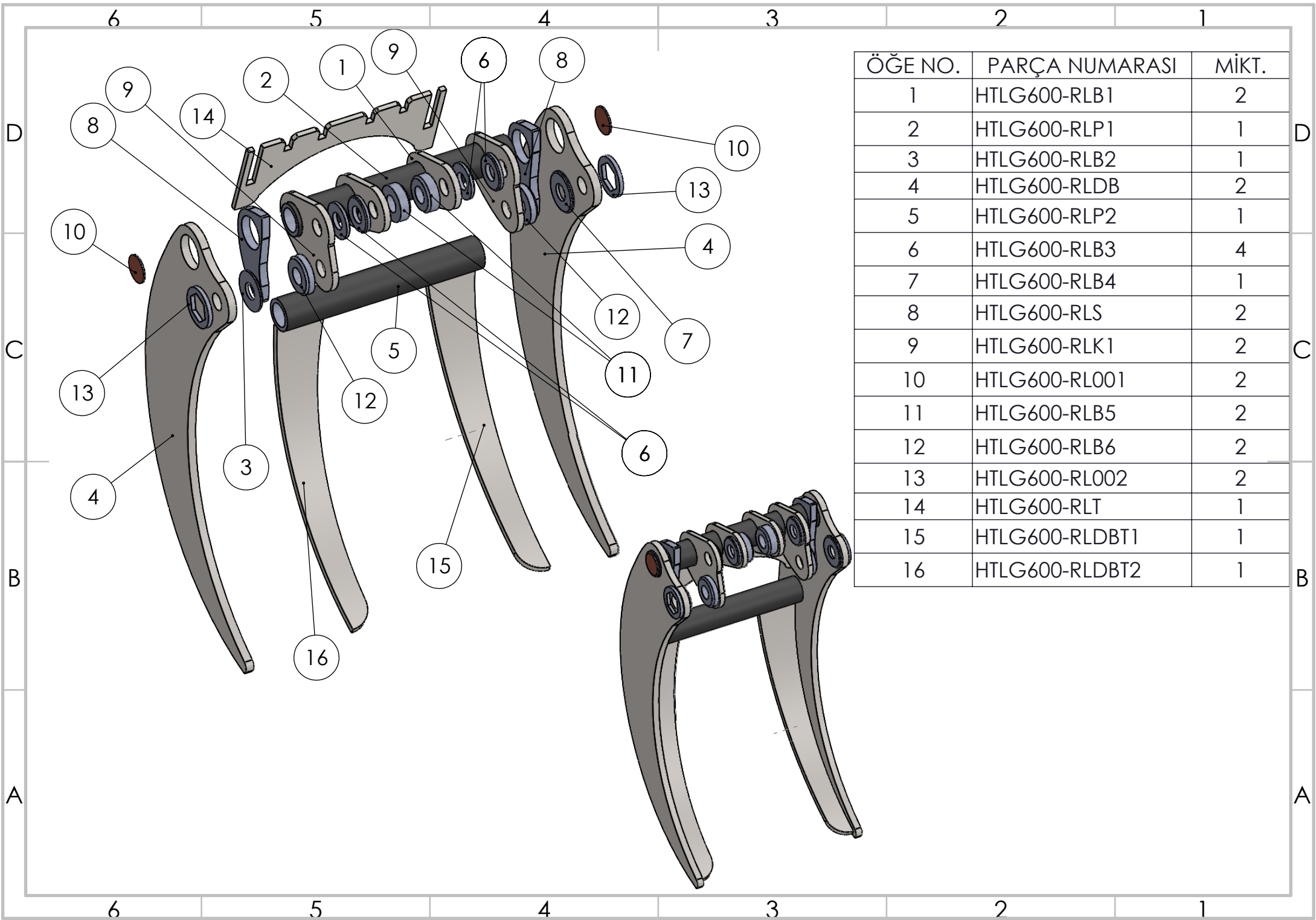
<b>Max load</b>	- kg
<b>Area</b>	0.60m <sup>2</sup>
<b>Weight</b>	610 kg

<b>Cylinder</b>	<b>Diameter</b>	<b>Recommend pressure</b>
Pipe 80-95mm	Shaft = 50mm	160 bar

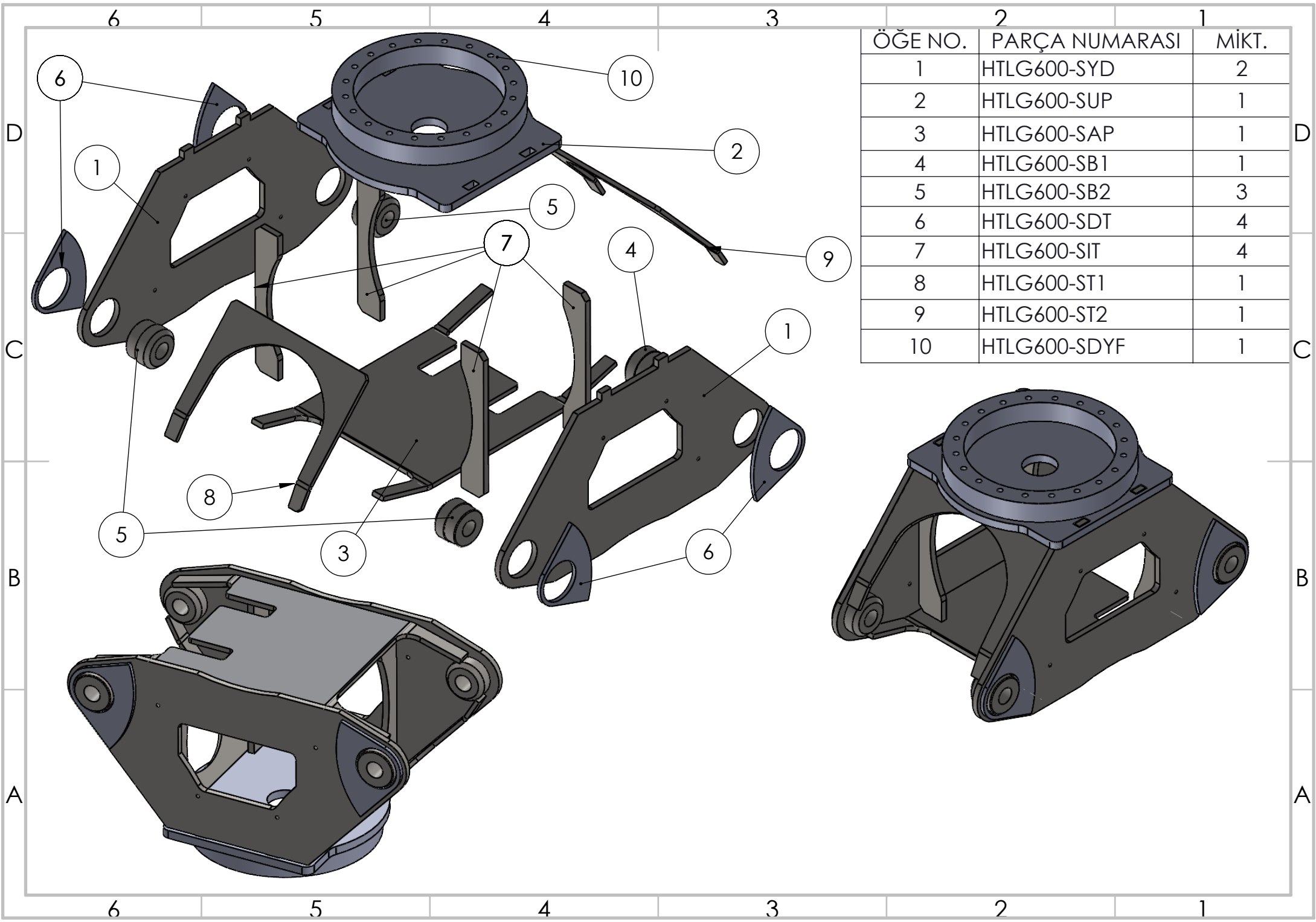




ÖĞE NO.	PARÇA NUMARASI	MİKT.
1	HTLG600-LLK1	2
2	HTLG600-LLK2	2
3	HTLG600-LLP1	1
4	HTLG600-LLB1	2
5	HTLG600-LLDB	2
6	HTLG600-LLP2	2
7	HTLG600-LLB2	2
8	HTLG600-LLS	2
9	HTLG600-LL001	2
10	HTLG600-LLB3	4
11	HTLG600-LLB4	2
12	HTLG600-LL002	2
13	HTLG600-LLT	1
14	HTLG600-LLOB	1
15	HTLG600-LLOBT1	1
16	HTLG600-LLOBT2	1
17	HTLG600-LLDBT1	1
18	HTLG600-LLDBT2	1

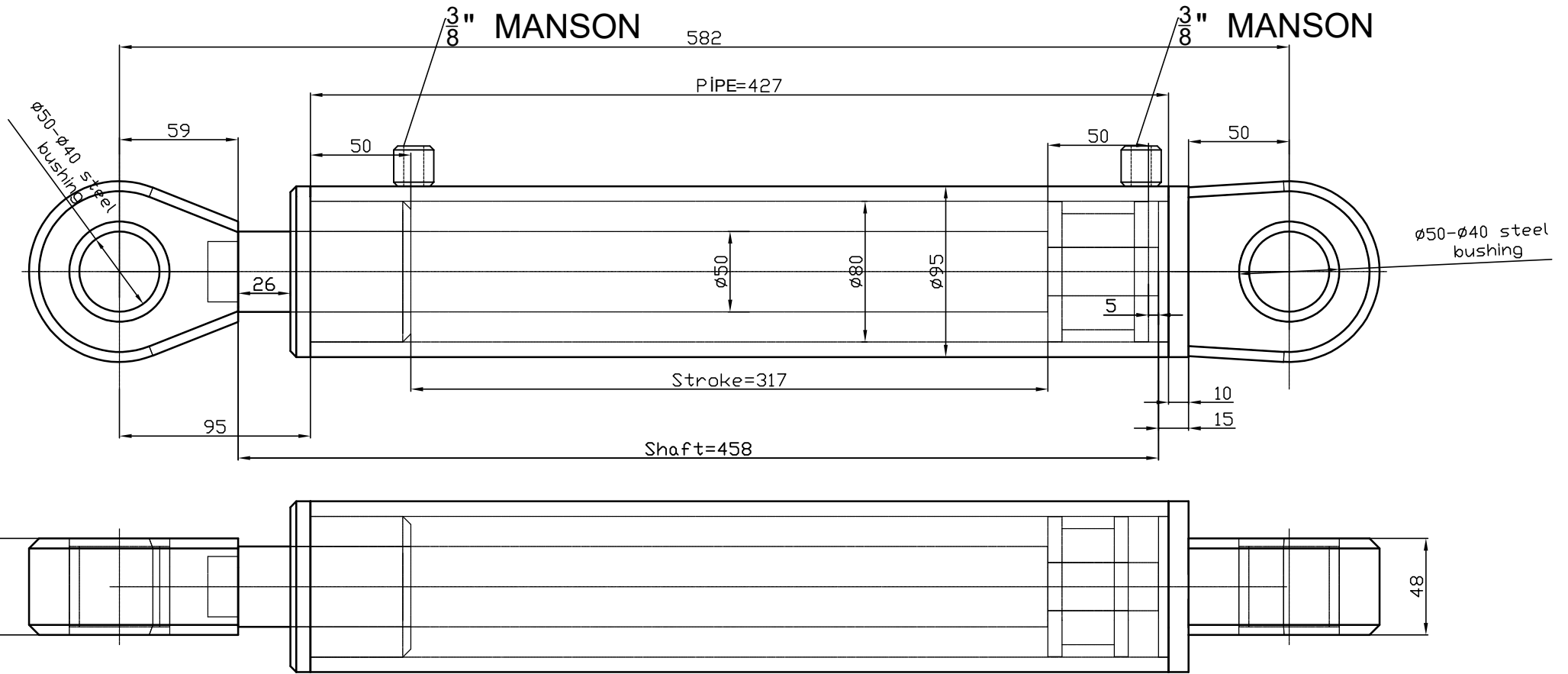


ÖĞE NO.	PARÇA NUMARASI	MİKT.
1	HTLG600-RLB1	2
2	HTLG600-RLP1	1
3	HTLG600-RLB2	1
4	HTLG600-RLDB	2
5	HTLG600-RLP2	1
6	HTLG600-RLB3	4
7	HTLG600-RLB4	1
8	HTLG600-RLS	2
9	HTLG600-RLK1	2
10	HTLG600-RL001	2
11	HTLG600-RLB5	2
12	HTLG600-RLB6	2
13	HTLG600-RL002	2
14	HTLG600-RLT	1
15	HTLG600-RLDBT1	1
16	HTLG600-RLDBT2	1



ÖĞE NO.	PARÇA NUMARASI	MIKT.
1	HTLG600-SYD	2
2	HTLG600-SUP	1
3	HTLG600-SAP	1
4	HTLG600-SB1	1
5	HTLG600-SB2	3
6	HTLG600-SDT	4
7	HTLG600-SIT	4
8	HTLG600-ST1	1
9	HTLG600-ST2	1
10	HTLG600-SDYF	1

# HTLG 600 PISTON



Open: 899 mm  
 Close: 582 mm  
 Stroke: 317 mm

Screw Piston Seal Kit  
 Compact Set : 80x66x22.4x5.2  
 O-RING : 40x3

Cast Cap Seal Kit  
 Dust Seal: 50x60x5/7  
 Nutring : 50x60x10  
 O-RING : 74,61x3,53